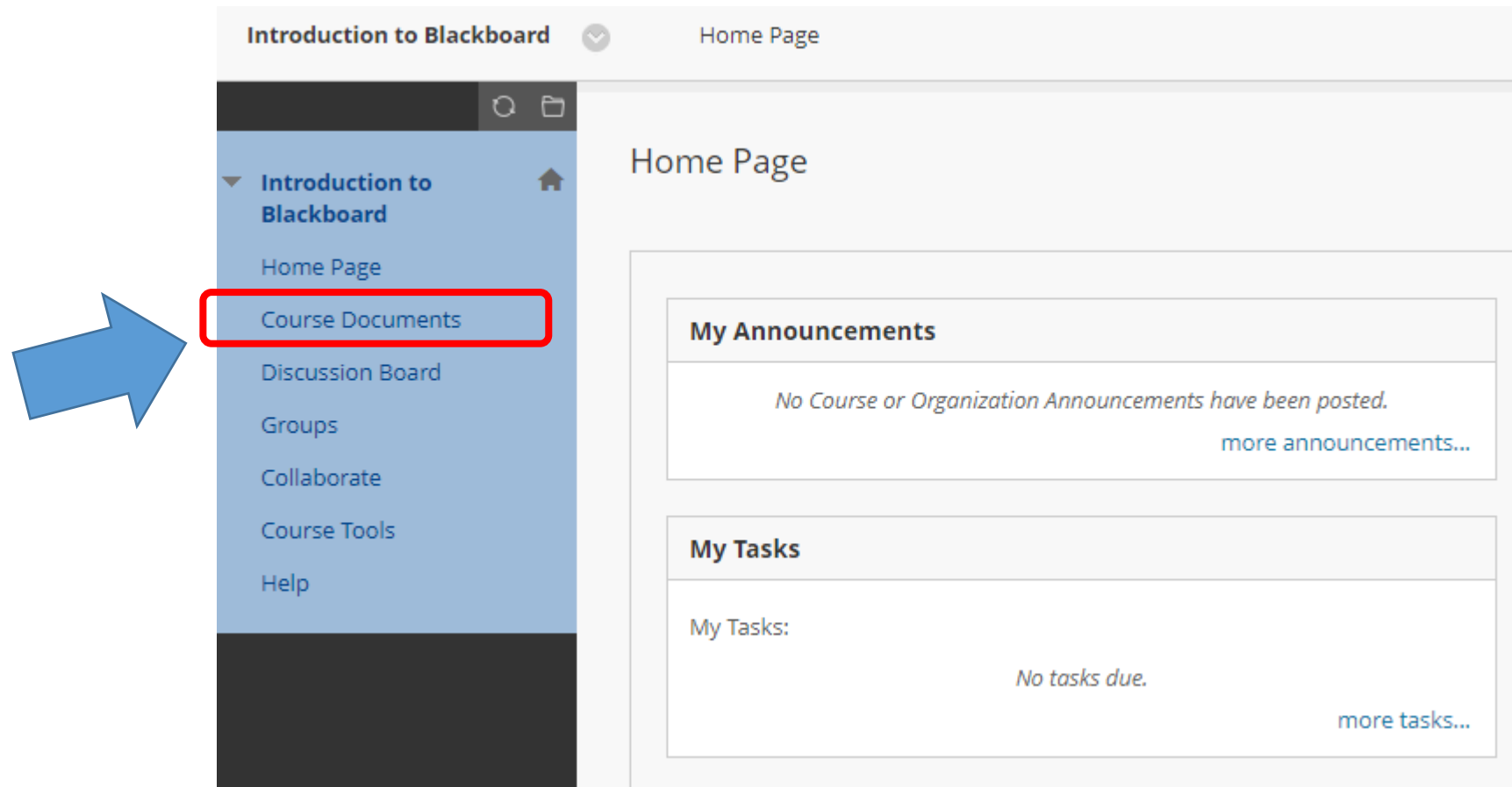


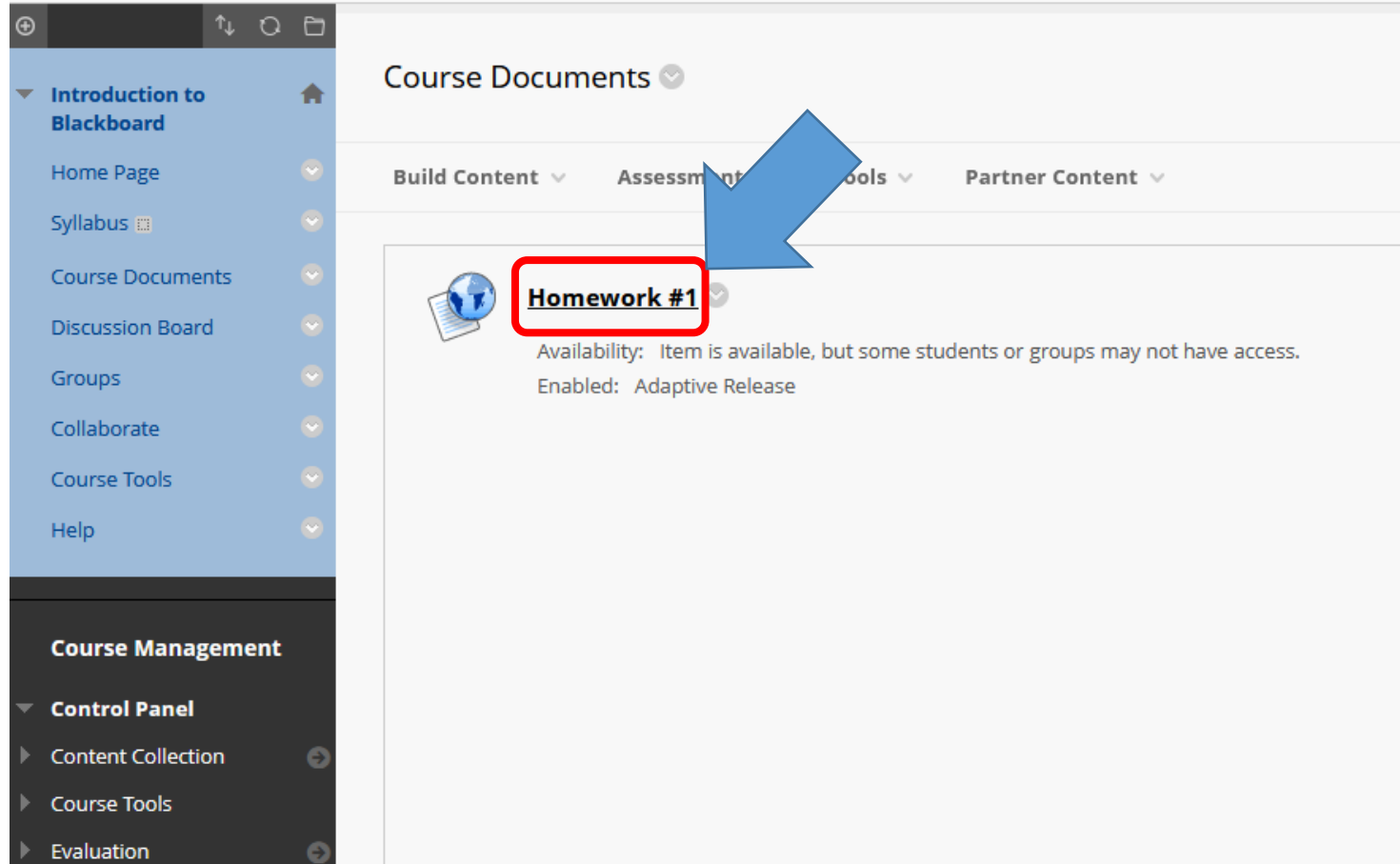


**How to View and Grade
Student Turnitin Assignment
Submissions**

1. In this example, the **Turnitin Assignment Link** whose submissions we will review is within **Course Documents**. On the Course Menu, click **Course Documents** to enter this content area and view the assignment link.



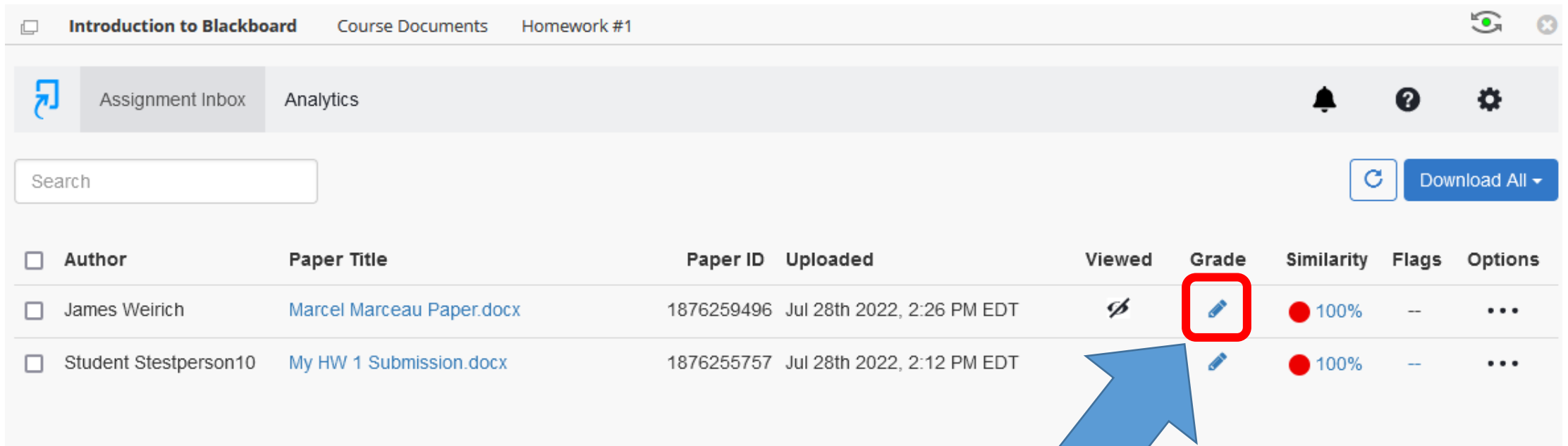
2. Click *the title of the Turnitin Assignment Link*.



The screenshot displays the Blackboard interface for a course. On the left is a navigation menu with the following items: Introduction to Blackboard, Home Page, Syllabus, Course Documents, Discussion Board, Groups, Collaborate, Course Tools, and Help. Below this is a 'Course Management' section with sub-items: Control Panel, Content Collection, Course Tools, and Evaluation. The main content area is titled 'Course Documents' and contains a navigation bar with 'Build Content', 'Assessment Tools', and 'Partner Content'. A document titled 'Homework #1' is listed, accompanied by a globe icon. The title 'Homework #1' is enclosed in a red rectangular box, and a large blue arrow points from the right towards this box. Below the title, the text reads: 'Availability: Item is available, but some students or groups may not have access.' and 'Enabled: Adaptive Release'.

3. Click **Upload Submission** to begin the submission process. In this example, we will review and grade the submission from James Weirich, below. To begin this process, **click the pencil icon** under **Grade**.

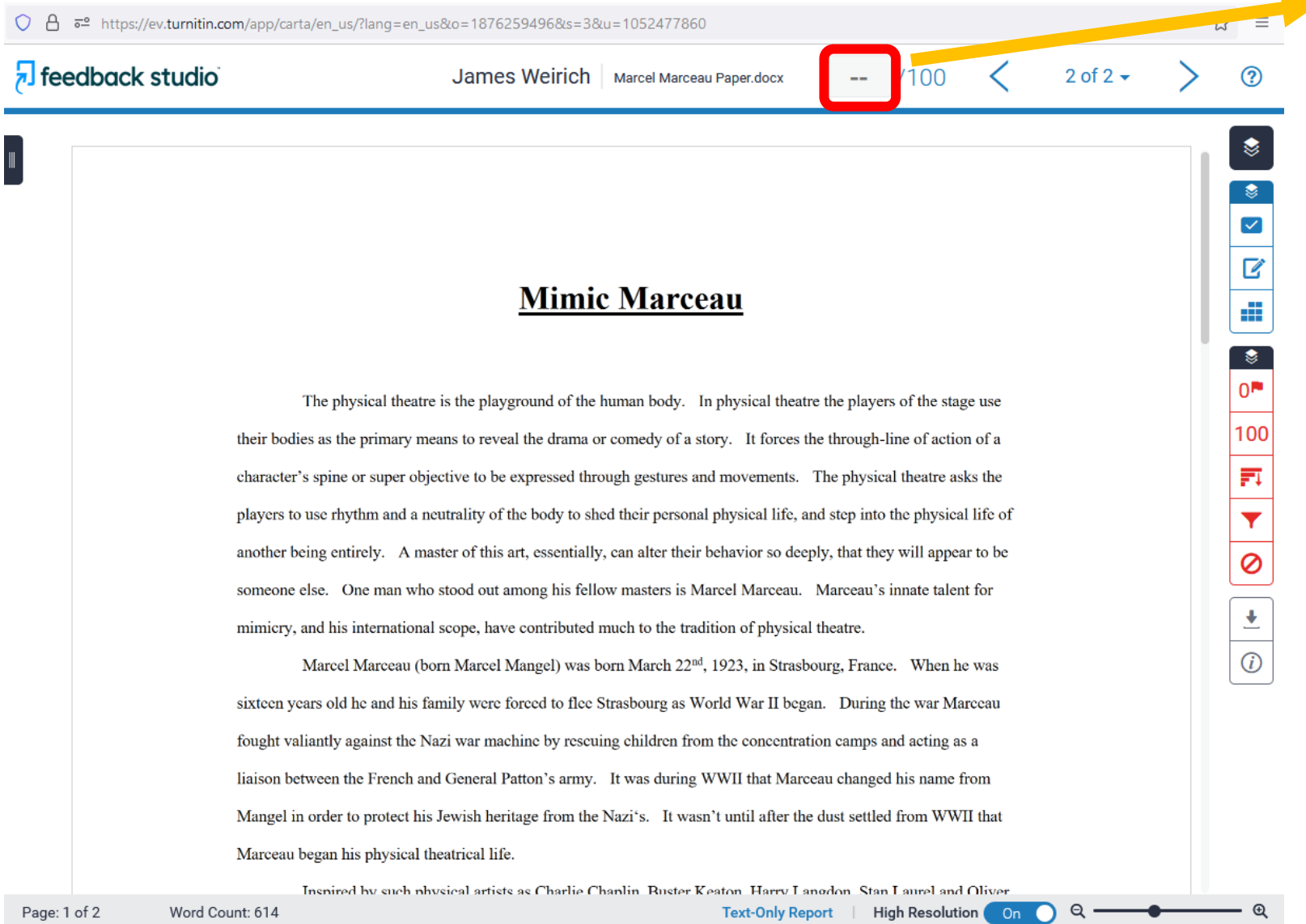
The student submission will open up in a new window on screen.



The screenshot shows the Blackboard interface for an assignment titled "Homework #1". The "Assignment Inbox" tab is active. A table lists two submissions. The submission by James Weirich is highlighted, and the pencil icon in the "Grade" column is circled in red with a blue arrow pointing to it.

<input type="checkbox"/>	Author	Paper Title	Paper ID	Uploaded	Viewed	Grade	Similarity	Flags	Options
<input type="checkbox"/>	James Weirich	Marcel Marceau Paper.docx	1876259496	Jul 28th 2022, 2:26 PM EDT			100%	--	...
<input type="checkbox"/>	Student Stestperson10	My HW 1 Submission.docx	1876255757	Jul 28th 2022, 2:12 PM EDT			100%	--	...

4. Here is the student submission.



The screenshot shows the Turnitin Feedback Studio interface. At the top, the URL is https://ev.turnitin.com/app/carta/en_us/?lang=en_us&o=1876259496&ts=3&u=1052477860. The interface includes the 'feedback studio' logo, the user name 'James Weirich', and the document title 'Marcel Marceau Paper.docx'. A score of '100' is displayed, with a red box around the '--' and '100' and a yellow arrow pointing to a callout box. The main content area displays the title 'Mimic Marceau' and two paragraphs of text. The first paragraph discusses physical theatre, and the second paragraph discusses Marcel Marceau's life. The bottom of the page shows 'Page: 1 of 2', 'Word Count: 614', and a 'Text-Only Report' button.

You can **enter a grade** for the submission here. Press Enter on your keyboard, or click on a blank space on the screen to finalize the entered grade.

***Go to the next page
for more grading
features...***

5. Click the icon marked in red below, and you can type in **feedback as text** OR leave up to a **3-minute Voice Comment** with your microphone.

Mimic Marceau

The physical theatre is the playground of the human body. In physical theatre the players of the stage use their bodies as the primary means to reveal the drama or comedy of a story. It forces the through-line of action of a character's spine or super objective to be expressed through gestures and movements. The physical theatre asks the players to use rhythm and a neutrality of the body to shed their personal physical life, and step into the physical life of another being entirely. A master of this art, essentially, can alter their behavior so deeply, that they will appear to be someone else. One man who stood out among his fellow masters is Marcel Marceau. Marceau's innate talent for mimicry, and his international scope, have contributed much to the tradition of physical theatre.

Marcel Marceau (born Marcel Mangel) was born March 22nd, 1923, in Strasbourg, France. When he was sixteen years old he and his family were forced to flee Strasbourg as World War II began. During the war Marceau fought valiantly against the Nazi war machine by rescuing children from the concentration camps and acting as a liaison between the French and General Patton's army. It was during WWII that Marceau changed his name from Mangel in order to protect his Jewish heritage from the Nazi's. It wasn't until after the dust settled from WWII that Marceau began his physical theatrical life.

Inspired by such physical artists as Charlie Chaplin, Buster Keaton, Harry Langdon, Stan Laurel and Oliver Hardy, and his admiration for these great actors inspired him to pursue the art of silence as a profession. In 1946, Marceau began his training at the Charles Dullin's School of Dramatic Art in Paris. He studied under the tutelage of Etienne Decroux, and began his career through one of Decroux's student's: Jean-Louis Barrault. Barrault saw Marceau's natural talent and cast him as Arlequin in the pantomime titled Baptiste. Marceau was critically acclaimed for his performance, and jump starting from here, he began to create his own work.

In 1947, Marceau established the character Bip the Clown. Bip was his most recognizable character, who would go through obscene and limitless adventures ranging from anything between a conflict with a flower, to the stars. He won the Deburau Prize for his mimodrama Death Before Dawn in 1949, and went on to create another 15




Feedback Summary

Voice Comment 0:00 / 3:00

Text Comment

There is no text comment for this paper. Click here to leave a text comment.



Begin Voice Comment Recording button.

Here you can leave Text Comments.

Go to the next page for more grading features...

6. Click the icon marked in GREEN below.

The screenshot shows the Turnitin Feedback Studio interface. At the top, the URL is https://ev.turnitin.com/app/carta/en_us/?lang=en_us&o=1876259496&s=3&u=1052477860. The page title is "James Weirich | Marcel Marceau Paper.docx". The score is displayed as "100 /100". The document title is "Mimic Marceau". The text of the document is highlighted in red, indicating a match. A blue arrow points to a red icon with the number "100" inside a green square, located in the right-hand sidebar. The sidebar also contains other icons for document management. The bottom of the page shows "Page: 1 of 2", "Word Count: 614", and "Text-Only Report" with a "High Resolution" toggle set to "On".

The number you see is the Match Score.

This represents, by percentage, how similar the content of the student's submission is to other submissions within the Turnitin plagiarism database.

In this example, the paper has been submitted to Turnitin multiple times, and so has a 100% score that it matches another student submission.

The higher the score, the more interested an instructor should be in reviewing the submission.

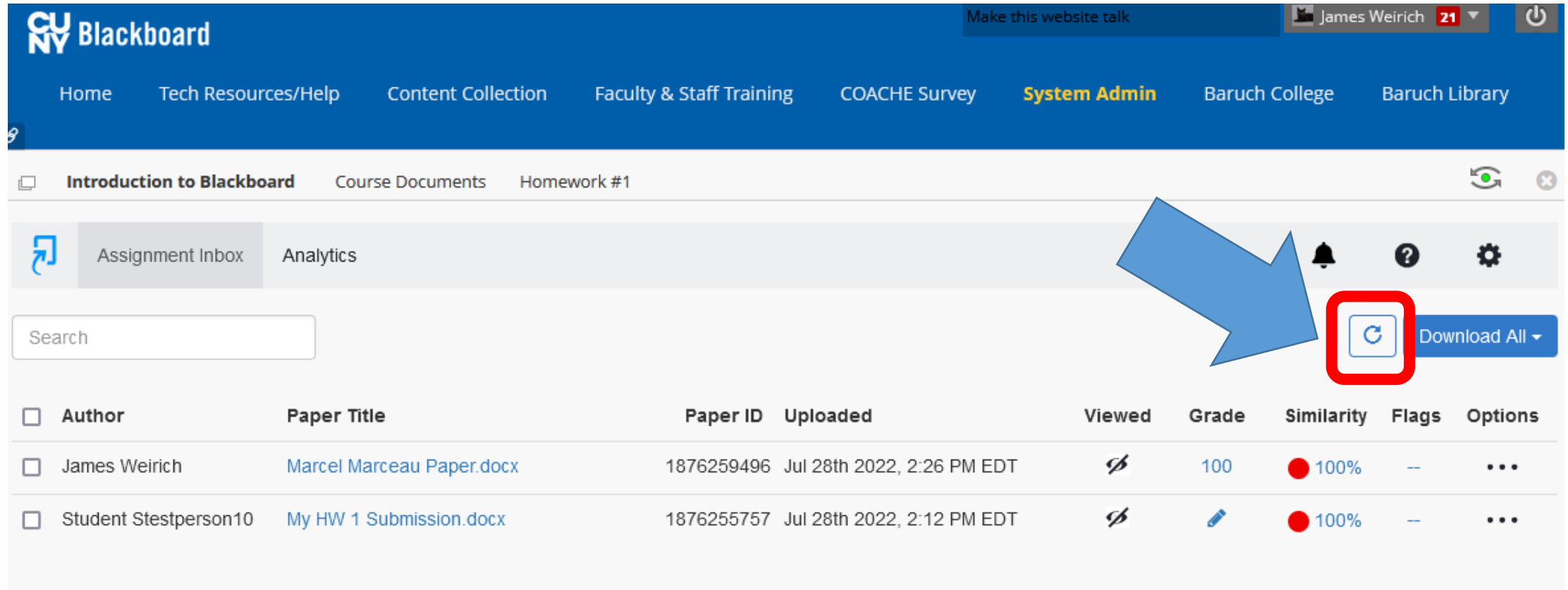
7. Once you are done grading and reviewing the submission, you can go to the next submission by clicking the arrow marked in red below.

Or just close the window by clicking the X in the top right corner.

The screenshot displays the Turnitin Feedback Studio interface. At the top, the browser address bar shows the URL: https://ev.turnitin.com/app/carta/en_us/?lang=en_us&o=1876259496&ts=3&u=1052477860. The page header includes the 'feedback studio' logo, the user name 'James Weirich', the document title 'Marcel Marceau Paper.docx', and the score '100 /100'. A navigation bar contains a left arrow, a right arrow (highlighted with a red box and pointed to by a blue arrow), and a help icon. Below the header, a 'Match Overview' panel shows a score of '100%' and a list of submissions, including '1 Submitted to City Unive... 100%' with a right arrow. The main content area displays the document text, which is highlighted in pink. The text includes the title 'Mimic Marceau' and several paragraphs of text. At the bottom, the page number 'Page: 1 of 2', word count 'Word Count: 614', and 'Text-Only Report' are visible. The 'High Resolution' toggle is set to 'On'.

8. Here you can review the student submission list, and the grades you left. Click the icon marked in red below to refresh the list to show the most up to date grades.

Students will be able to view their grades and any feedback you left after the Feedback Date setting you configured when creating the Turnitin Assignment Link.

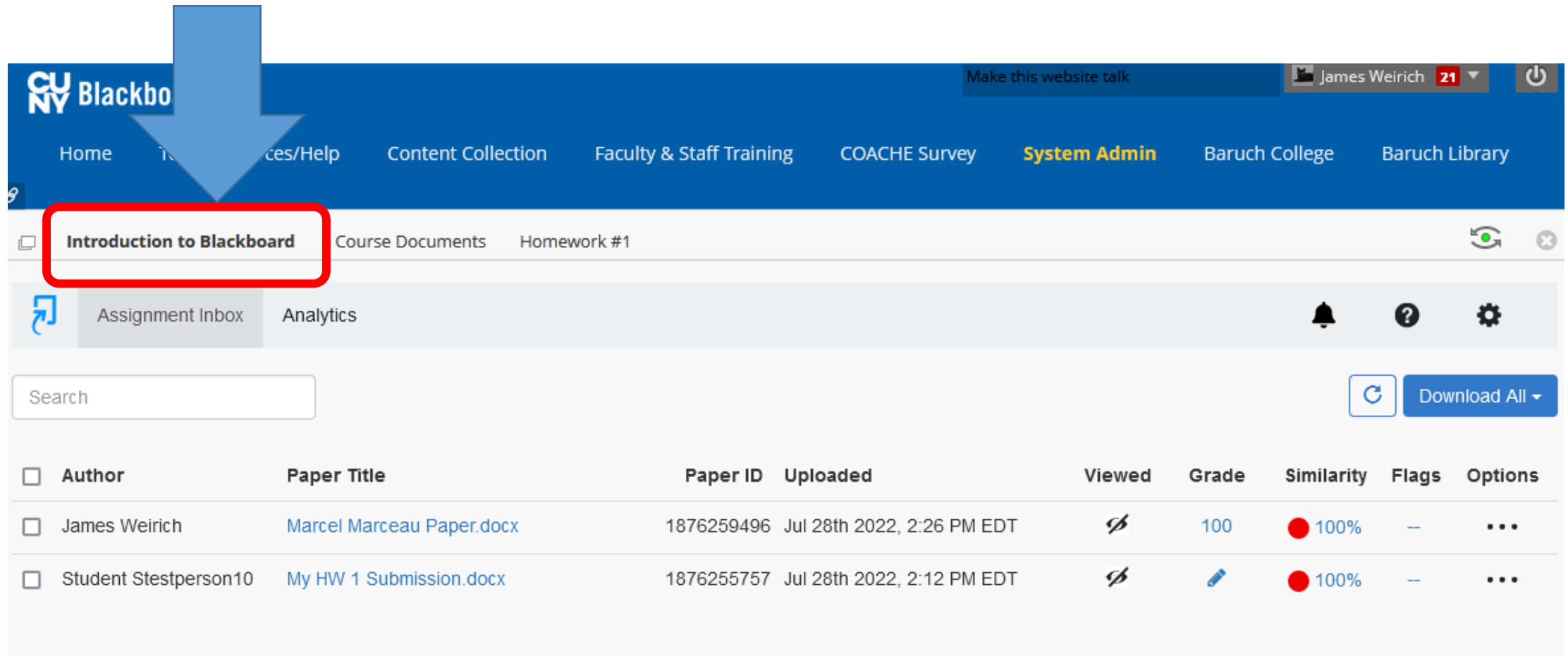


The screenshot shows the Blackboard System Admin interface. At the top, there is a navigation bar with the CU NY Blackboard logo and several menu items: Home, Tech Resources/Help, Content Collection, Faculty & Staff Training, COACHE Survey, System Admin (highlighted), Baruch College, and Baruch Library. Below this, there is a breadcrumb trail: Introduction to Blackboard > Course Documents > Homework #1. The main content area has tabs for Assignment Inbox (selected) and Analytics. A search bar is present. On the right side, there are icons for notifications, help, and settings. A blue arrow points to a refresh icon (a circular arrow) which is highlighted with a red square. To the right of the refresh icon is a 'Download All' button. Below these elements is a table of student submissions.

<input type="checkbox"/>	Author	Paper Title	Paper ID	Uploaded	Viewed	Grade	Similarity	Flags	Options
<input type="checkbox"/>	James Weirich	Marcel Marceau Paper.docx	1876259496	Jul 28th 2022, 2:26 PM EDT		100	100%	--	...
<input type="checkbox"/>	Student Stestperson10	My HW 1 Submission.docx	1876255757	Jul 28th 2022, 2:12 PM EDT			100%	--	...

You can also view the grades in the Full Grade Center of your course on Blackboard!

9. Click the title of your course in the top left corner to go back to your Course Page on Blackboard.



The screenshot shows the Blackboard user interface. At the top, there is a blue navigation bar with the CU NY Blackboard logo on the left and a user profile for James Weirich on the right. Below the navigation bar, there is a breadcrumb trail: 'Introduction to Blackboard' (highlighted with a red box and a blue arrow), 'Course Documents', and 'Homework #1'. Below the breadcrumb trail, there are tabs for 'Assignment Inbox' and 'Analytics'. A search bar is located below the tabs. On the right side, there are icons for a bell, a question mark, and a gear, along with a 'Download All' button. Below these elements is a table with columns for Author, Paper Title, Paper ID, Uploaded, Viewed, Grade, Similarity, Flags, and Options. The table contains two rows of data.

<input type="checkbox"/>	Author	Paper Title	Paper ID	Uploaded	Viewed	Grade	Similarity	Flags	Options
<input type="checkbox"/>	James Weirich	Marcel Marceau Paper.docx	1876259496	Jul 28th 2022, 2:26 PM EDT		100	100%	--	...
<input type="checkbox"/>	Student Stestperson10	My HW 1 Submission.docx	1876255757	Jul 28th 2022, 2:12 PM EDT			100%	--	...