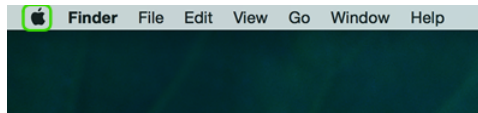


How to Fix Missing Scrollbar on Mac Computers

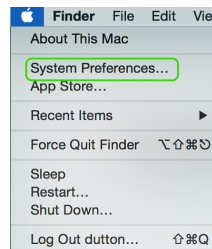
When viewing Blackboard Learn on a Mac computer or laptop the **horizontal scrollbar** is missing in Chrome, Firefox, and Safari web browsers. Blackboard is aware of this problem and will resolve the problem in a future update.

Until then you can fix the problem by updating your computer's system preferences.


1. On the top left of your screen, click on the Apple icon.



2. From the Apple menu, click the System Preferences



3. In the System Preferences window, click the **General** settings icon



4. Under **General Settings**, set the **Show scroll bars:** setting to **Always**

