



# How to Log in to Blackboard

## Getting Help with Blackboard

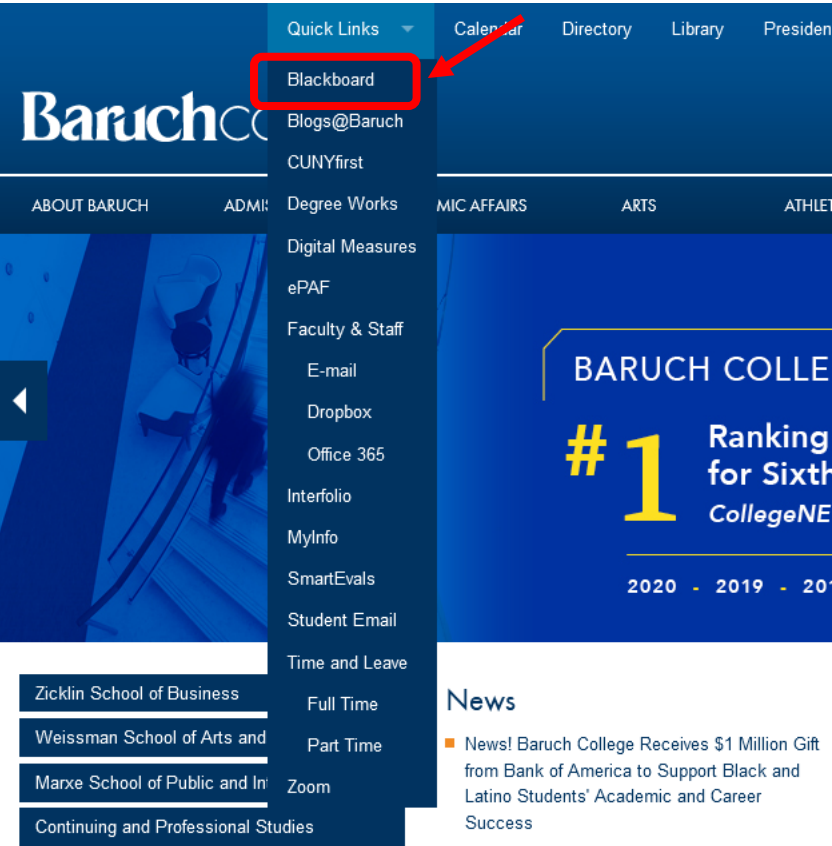
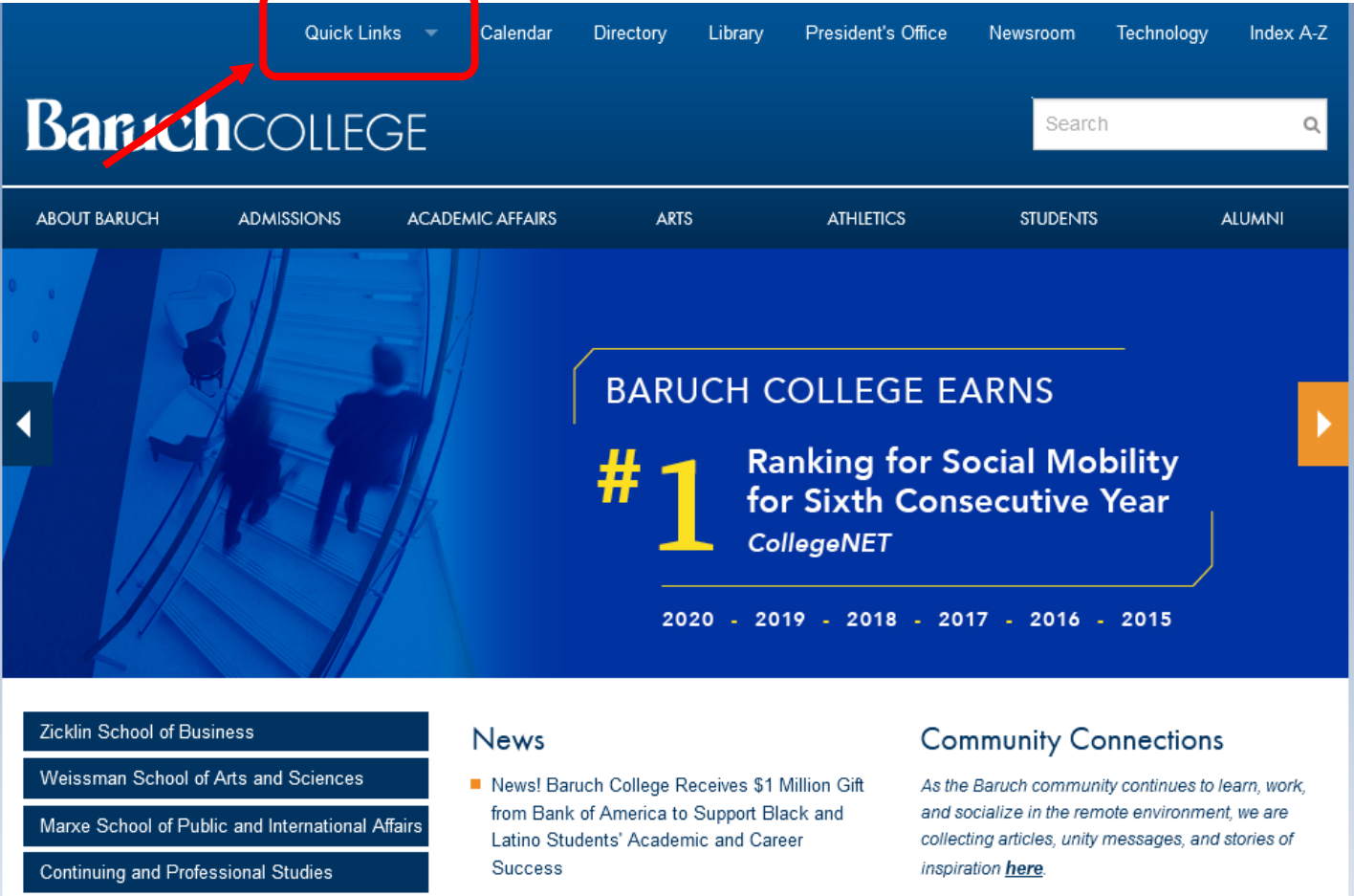
- Email the **Help Desk** at [Helpdesk@baruch.cuny.edu](mailto:Helpdesk@baruch.cuny.edu) and open a ticket with the Blackboard administrators.
- Contact **Blackboard After Hours Support**

After-hours Blackboard support available ***weeknights and weekends***.

- Weeknights – Between 8:00 PM and 8:00 AM the next morning
- Weekends – All day and night on Saturdays and Sunday

Call 1-646-664-2024 **between the times listed above** to be connected with a Blackboard Support Agent!

1. Open your web browser, and navigate to [www.baruch.cuny.edu](http://www.baruch.cuny.edu). Move your mouse over, or click, **Quick Links** and a list will appear. Please click **Blackboard** on that list.



## 2. Click LOG IN marked in red below:

QUICK LINKS ▾ OUTAGES/ALERTS WIFI NEED TECHNOLOGY HELP?

**Baruch** COLLEGE Baruch Computing And Technology Center (BCTC) CUNY THE CITY UNIVERSITY OF NEW YORK

HOME ABOUT STUDENTS FACULTY & STAFF ALUMNI & GUEST TEACHING WITH TECH IT SECURITY SERVICES CUNYFIRST @BARUCH 🔍

Baruch Computing & Technology Center > **Blackboard**

**Blackboard**

Blackboard is an online course management system which provides access to course materials, assignments and class discussions. Increasingly, class lectures are made available in video format for review and further study.

**LOG IN** ↗

**BLACKBOARD STATUS / ALERTS**

**Blackboard After-Hours Support**

After-hours Blackboard support is available weeknights and weekends during the following hours:

- Weeknights – Between **8:00 PM** and **8:00 AM** the next morning
- Weekends – **All day and night** on Saturdays and Sundays

Students and Faculty with a pressing Blackboard question can call Blackboard for assistance at the following number:

**1-646-664-2024.**

BLACKBOARD "HOW TO" GUIDES FOR FACULTY

BLACKBOARD COURSE SIZE LIMIT POLICY

DOWNLOAD THE MOBILE APP

ADDITIONAL RESOURCES FOR FACULTY

FREQUENTLY ASKED QUESTIONS (FAQS)

### 3. Enter your CUNY First username and password, and click **Log In**.

A CUNY First username is an individuals firstname.lastname, follow by the last 2 digits of their EMPLID, and then ending with @login.cuny.edu.



## CUNY Login

Log in with your [CUNY Login credentials](#)

If you do not have a CUNYfirst account, see the [FAQs](#).

A screenshot of the CUNY Login page. The page has a light blue background. At the top, it says 'CUNY Login' in a dark blue font. Below that, it says 'Log in with your CUNY Login credentials' and 'If you do not have a CUNYfirst account, see the FAQs.' The main part of the page is a white box containing two input fields. The first field is labeled 'Username' and contains the text 'john.smith88@login.cuny.edu'. The second field is labeled 'Password' and contains ten black dots. Below these fields is a blue button labeled 'Log in'. At the bottom of the white box, there is a dark blue bar with white text: 'New User | Forgot Username | Forgot Password | Manage your Account'. Two red arrows point from the right side of the image to the username and password input fields, respectively.

#### PROTECT YOUR PERSONAL INFORMATION AND PRIVACY

ONLY enter your CUNY Login password on CUNY Login websites (ssologin.cuny.edu and login.cuny.edu). NEVER share it with others or enter your CUNY Login password elsewhere without the approval of your campus IT department. More information on CUNY's policies regarding user accounts and credentials can be found in the [Acceptable Use of Computer Resources Policy](#).

**Note:** Please do not bookmark this page.



**PLEASE  
NOTE:**

If you see the page below after clicking Log In, you have to close the browser completely, reopen it, and then try logging in again -- even if you are sure that you are entering your username and password correctly.

***If you do not close the browser, and continue to try entering your username and password, it will not work.*** Closing the browser, and restarting the process is necessary for a successful login.



#### CUNY Login Page Error

#### Login Error

Your login failed due to an unrecognized username or password. Please click on the link for the application you are attempting to access and try again:

[Admission Application](#)

[Blackboard](#)

[CUNYfirst](#)

[CUNYSmart](#)

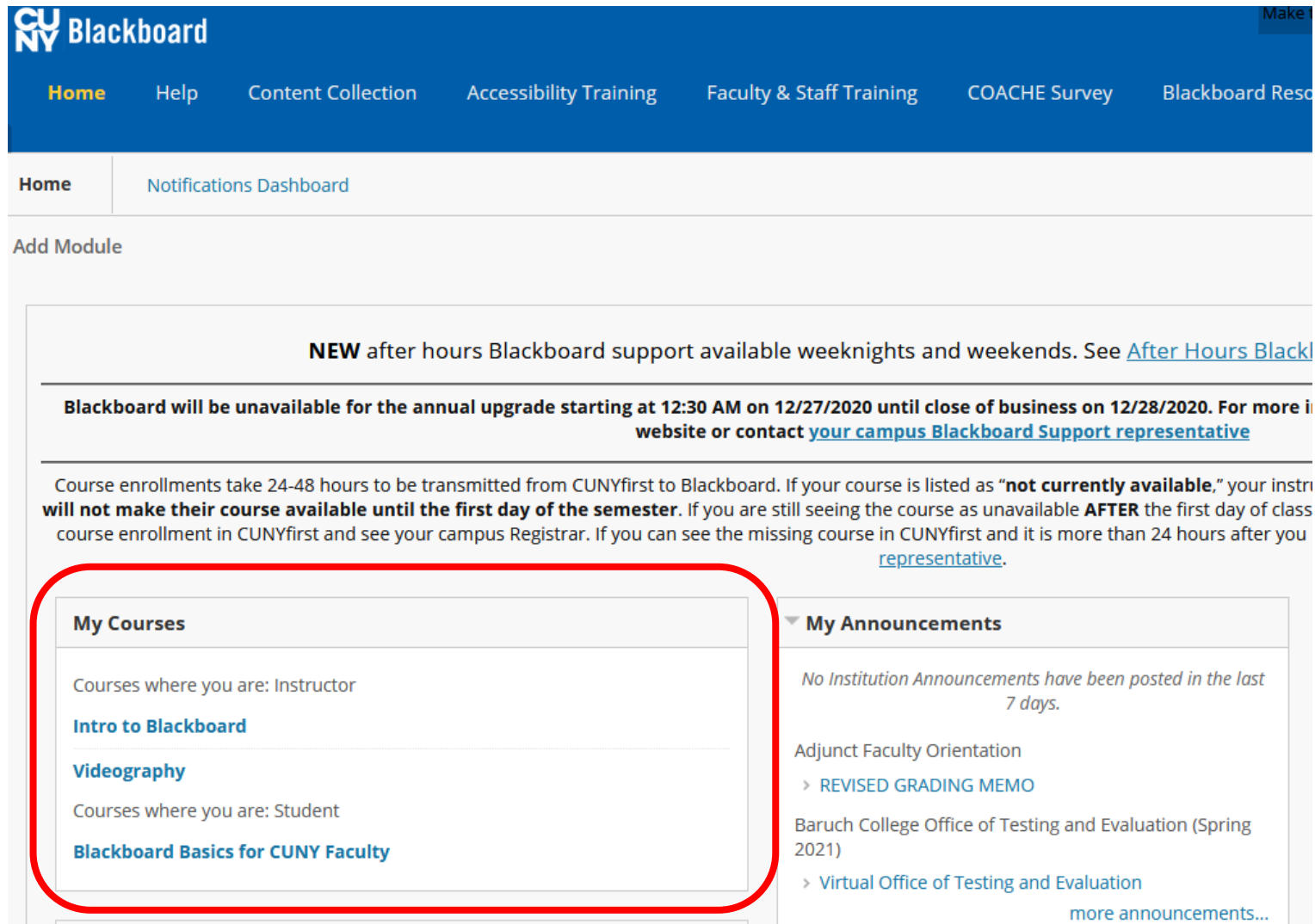
[DegreeWorks](#)

[FACTS](#)

[Virtual Bookstore](#)

If this problem persists please [Contact your IT Help Desk](#)

4. If you logged in successfully, you will see your **My Courses** list on the left side of the webpage. Click on the title of your courses to access them from this list.



The screenshot shows the CUNY Blackboard dashboard. At the top, there is a blue navigation bar with the CUNY Blackboard logo and several menu items: Home, Help, Content Collection, Accessibility Training, Faculty & Staff Training, COACHE Survey, and Blackboard Resources. Below this is a secondary navigation bar with 'Home' and 'Notifications Dashboard'. The main content area has a heading 'Add Module' and a large announcement box. The announcement text reads: 'NEW after hours Blackboard support available weeknights and weekends. See [After Hours Blackboard Support](#). Blackboard will be unavailable for the annual upgrade starting at 12:30 AM on 12/27/2020 until close of business on 12/28/2020. For more information, visit our [Blackboard Support website](#) or contact [your campus Blackboard Support representative](#). Course enrollments take 24-48 hours to be transmitted from CUNYfirst to Blackboard. If your course is listed as "not currently available," your instructor will not make their course available until the first day of the semester. If you are still seeing the course as unavailable AFTER the first day of class, please contact your campus Registrar. If you can see the missing course in CUNYfirst and it is more than 24 hours after you have enrolled in the course, please contact your campus Registrar. If you can see the missing course in CUNYfirst and it is more than 24 hours after you have enrolled in the course, please contact your campus Registrar. [representative.](#)

Below the announcement, there are two main sections. On the left, the 'My Courses' section is highlighted with a red rounded rectangle. It contains two sub-sections: 'Courses where you are: Instructor' with links for 'Intro to Blackboard' and 'Videography'; and 'Courses where you are: Student' with a link for 'Blackboard Basics for CUNY Faculty'. On the right, the 'My Announcements' section is visible, showing a message: 'No Institution Announcements have been posted in the last 7 days.' followed by a list of announcements including 'Adjunct Faculty Orientation', '> REVISED GRADING MEMO', 'Baruch College Office of Testing and Evaluation (Spring 2021)', and '> Virtual Office of Testing and Evaluation' with a link for 'more announcements...'.